



**WORK INSTRUCTION
TERMINAL CLEANING AT OPERATION THEATRE**

1.0 OBJECTIVE

This standard operating procedure covers the course of action on terminal cleaning in Operation Theatre.

2.0 ABBREVIATION

- HN : Head Nurse
- HSAAS : Hospital Sultan Abdul Aziz Shah
- ICLP : Infection Control Link Practitioners
- MDRO : Multidrug-Resistant Organism
- SOP : Standard Operating Procedure
- SRN : State Registered Nurse

3.0 INSTRUCTION

No.	Description	Person in charge
1.	Terminal Cleaning perform after: <ul style="list-style-type: none"> a. Operation b. MDRO case c. All infectious diseases/infection/colonisation d. New Operation Theatre e. After renovation/HEPA filter change f. After outbreak 	ICN/ICLP/PIC
2.	Person in charge Operation Theatre need to request terminal cleaning to housekeeping concession.	ICN/ICLP/PIC
3.	Staff <ul style="list-style-type: none"> a. Trained staff clean and disinfect. b. Maintain high standard personnel hygiene. 	ICN/ICLP/PIC
4.	Appropriate personal protective equipment (PPE) <ul style="list-style-type: none"> • Gown/Disposable apron • Gloves • Surgical mask • Cap 	ICN/ICLP/PIC
5.	Remove linen and place in red linen bag with alginate plastic.	ICN/ICLP/PIC
6.	OT doors need to be closed during terminal cleaning. Signage and labelling to be in place.	ICN/ICLP/PIC



**HOSPITAL SULTAN ABDUL AZIZ SHAH
UNIVERSITI PUTRA MALAYSIA
Document Code: HSAAS/IPC/AK84**

**WORK INSTRUCTION
TERMINAL CLEANING AT OPERATION THEATRE**

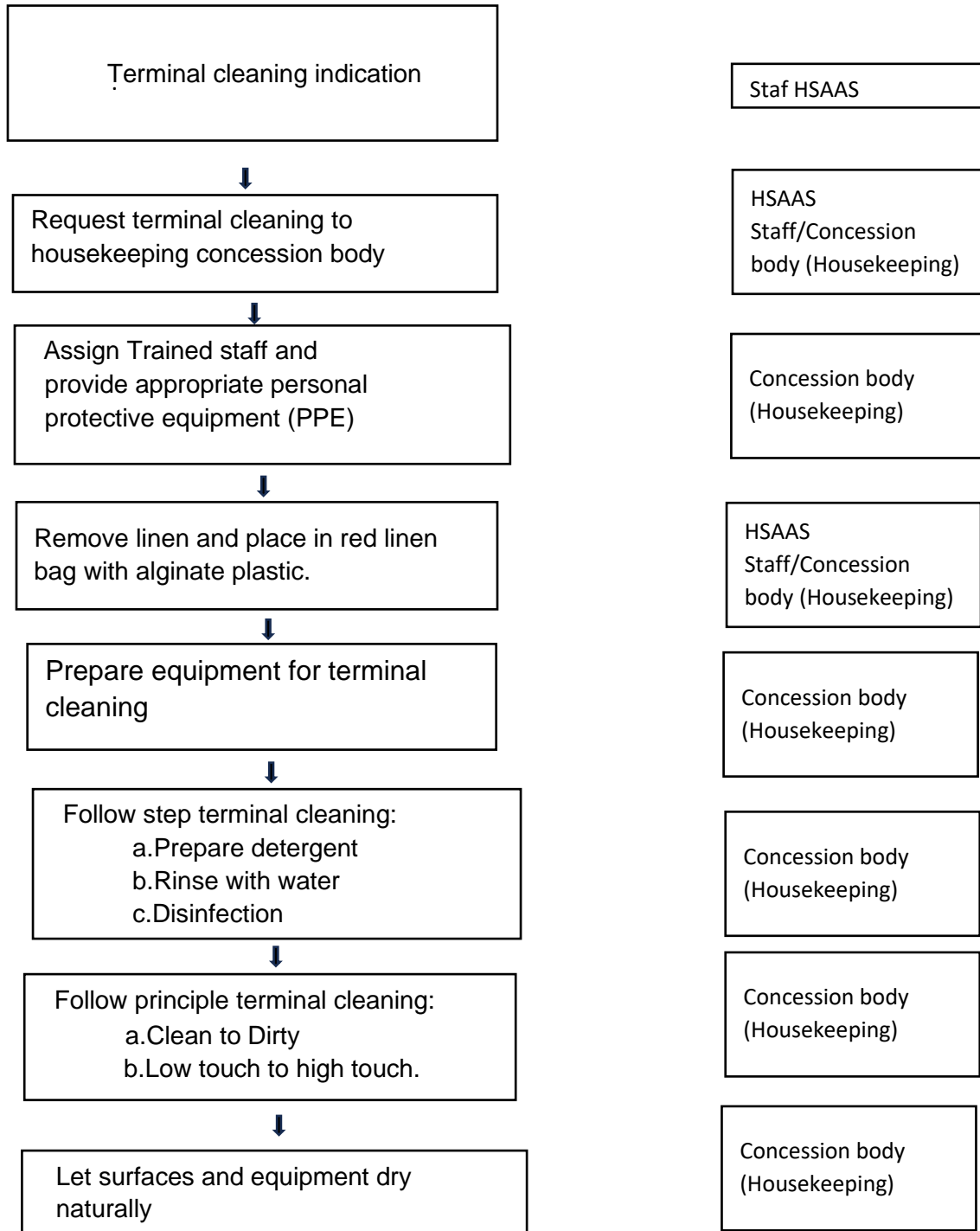
No.	Description	Person in charge
7.	Equipment for terminal cleaning <ul style="list-style-type: none"> ● <i>Double bucket system</i> ● 3 or more green towel ● 1 green mop ● 1 <i>Dust mop</i> ● Surgical mask ● 1 disposable latex glove ● <i>Plastic apron</i> ● <i>Detergent</i> ● Water ● <i>Disinfectant</i> (1 Tablet <i>Sodium Hypochlorite</i> (2.5g) dilute in 1.5 liters of water = 1000ppm chlorine)	HOSPITAL CLEANING STAFF
8.	Terminal cleaning steps <ol style="list-style-type: none"> a. Prepare detergent solution as per manufacturer instruction b. Prepare the disinfectant solution i.e. sodium hypochlorite 1: 1000 ppm c. Use colour coded mop (green) (Refer Appendix 5.0) <ol style="list-style-type: none"> i. Clean with detergent ii. Rinse with clean water and iii. Apply disinfectant 	ICN/ICLP/PIC
9.	Follow principles of terminal cleaning: <ol style="list-style-type: none"> a. Clean to dirty b. Low touch to high touch. (less frequent touched area to high frequent touched) 	ICN/ICLP/PIC
10.	<ol style="list-style-type: none"> a. Discard cleaning solutions and rinse water immediately after end of terminal cleaning. b. Clean and dry bucket before next use. 	ICN/ICLP/PIC
11.	All wipes and mops should be washed with detergent and dried before next use.	ICN/ICLP/PIC
12.	Let all surfaces and equipment dry naturally . (DO NOT USE BLOWER/FAN TO DRY)	ICN/ICLP/PIC



WORK INSTRUCTION
TERMINAL CLEANING AT OPERATION THEATRE

4.0 FLOWCHART




TERMINAL CLEANING AT OPERATION THEATRE





WORK INSTRUCTION
 TERMINAL CLEANING AT OPERATION THEATRE

5.0 APPENDIX

Color	Type		Description
RED	Mop Head		<ul style="list-style-type: none"> Toilets Dirty Utility Sluice Room
			
	Wiping Cloth		
	Dust Mop Head		



WORK INSTRUCTION
 TERMINAL CLEANING AT OPERATION THEATRE

Color	Type	Description
GREEN	Mop Head	Specialized Area and Spillages <ul style="list-style-type: none"> • Operation room/ Theatre • Laboratories • Pharmacy • Central Sterile Services Unit(CSSD)/ Department • Blood Bank • Burns Unit • Labour Room • All Intensive Care Units • Iodine Room • Imaging and Diagnostic Rooms • Chemo Room • Scope Room • Isolation Wards / Rooms • Accident and Emergency Unit • Milk Room • Dental Department/ Clinics • Procedure Room • Haemodialysis Unit (HDU)
	Wiping Cloth	
	Dust Mop Head	